

CEK&MARK

BEØCOM S.r.L Via Sardegna 1
Villa Carcina 25069 BS ITALY
Tel. +39 030 8982917 Fax. +39 030 8981074
P.IVA 02634300988
www.twinsnet.com



1000x1000h2000 steel frame, smoke remover and safety covers.

Control and laser marking machine, codes and logo, suitable for:

- Lean production.
- Prototypes.
- Mass production.

Can be equipped with several controls units to check the part before the marking as:

- Total weight of the parts.
- Single side leak test.
- Two corner camera control.
- Measure by electronic gauges.
- Presence of holes or chamfers.
- Turn torque test.
- Marking quality test (DMC/QR)

The working program can be done directly from the operator in the machine HMI or off line, 60 program steps can be linked to create a testing sequence without knowing any program language, the testing sequence may include also some manual operations driven from the machine CNC.

Four (4) cylinders on the machine base manifold, can be driven by the program, easy and reliable to lock or move some parts. All the testing data are stored in the machine CNC in order to allow the traceability of the production and quality.

METALS



Aluminum



Brass



Galvanized steel



Stainless Steel

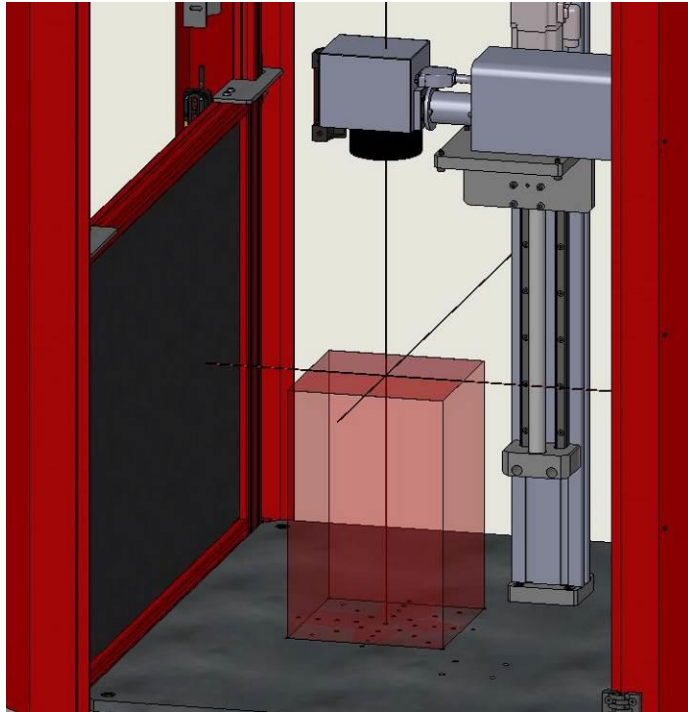
POLYMERS



HYBRID METAL & POLYMERS & COLORS



Note: the colors available depending on materials to mark



CNC automatic focus for different heights, 30W Fiber laser.
 Marking volume 200x200h600 option for CNC axes X.
 Threaded hole pattern on the main plate to screw the fixtures.
 Interchangeable pallets tailor made for every pieces.



USB and NETWORK.



Code Reader



Smart info



Process traceability.


OPERATOR INTERFACE (HMI)

All the machine working steps, are displayed on the monitor with a clear description and a picture or a sketch that show the area of the machine where an eventually fault happened.
 Several languages available and upgradeable.




EFFICIENCY

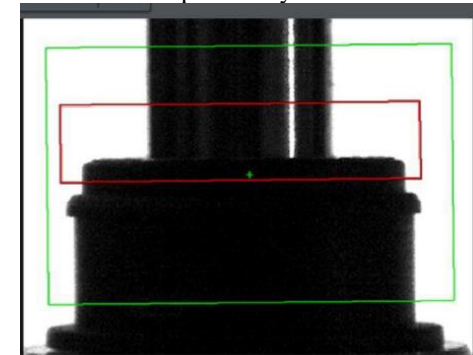
Sometime may happen that also the most performing machine don't give the forecasted production of the day, the understand of what happened is not easy because involve also the people who work on the machine, like who have to refill the feeder or who have to fix and reset the machine after a fault.



A couple of tables show to the operator the production shared from pieces right and pieces wrong with the causality of the wrong with its own totals. The second table show the total of the hours of the machine on line, the total of the work hours, and the dead hours with the causality.



Visual inspection by camera OK



Visual inspection by camera KO



QR code camera reading, automatically saved in to the file record.